



Aeries Conference



Linda Angel



- Upcoming System Changes
- CALPADS Data and Accountability
- CALPADS Snapshot Revisions
- End of Year Submission (EOY)
- Fall 2
- High Level Summary
- Questions



Upcoming System Changes

Direct Certification Changes

- Beginning in April 2017, the values in the Direct Certification file will change:

Value	Definition
S	SNAP – student is certified for free meals based on participation in the SNAP program
T	TANF – student is certified for free meals based on participation in the TANF program
M*	Medi-Cal – student is certified for free meals based on meeting the eligibility criteria through the Medi-Cal program
R*	Reduced - student is certified for reduced-price meals based on meeting the eligibility criteria through the Medi-Cal program
N	Not Certified – student has not been certified for free meals

Direct Certification Changes continued

- *M and R values are only visible to LEAs participating in the Medi-Cal Demonstration Pilot Project

Santa Ana Unified – Orange County
San Diego Unified – San Diego County
San Francisco Unified – San Francisco County
Oakland Unified – Alameda County
Fairfield-Suisun Unified – Solano County
Vallejo City Unified – Solano County
Woodland Joint Unified – Yolo County
New Haven Unified- Alameda County
Vacaville Unified – Solano County
South Bay Union – San Diego County
Cajon Valley Union – San Diego County
Washington Unified – Yolo County
Red Bluff Joint Union High – Tehama County
Lassen View Union Elementary – Tehama County

Direct Certification Changes continued

- Non-participating LEAs MAY see M and R values if the student transfers from a participating LEA
- Starting in July 2017 – M and R values will be displayed for ALL LEAs statewide

New SENR File Format

- Added two fields:
 - Golden State Seal Merit Diploma Indicator – SENR DE 1.33
 - Seal of Biliteracy Indicator – SENR DE 1.34
- Require Population for 2016-17 grads
 - Visible in the 17-18 Fall 1 Submission for graduates only
- These new fields will be used as part of the new Career and College Readiness Indicator for public school accountability
- Two new fatal validations around these fields will be added



- Update -

- E155 exits (YrEndEnrollmentExit) **MUST** be re-enrolled in order to be tested
- Demographic information will be frozen upon a student's exit OR at the end of the testing window, whichever comes first
- Do NOT close any of the following program records (SPRG) during the testing window:
 - Special Education
 - Migrant Program
 - 504 Accommodation Plan
- Ensure Special Education District of Accountability is populated correctly in CALPADS (District of Residence in CASEMIS)

New Accountability Web Pages

- These pages will serve as an important resource until the California School Dashboard is publicly launched

link <http://www.cde.ca.gov/dashboard>

- Under Data Files and Guide tab
 - Select California School Dashboard – Technical Guide
 - Appendix F – CALPADs data used for indicators
 - Moving forward for data accuracy – prior year data cannot be recertified for the Dashboard indicators

Appendix F

CALPADS Data Used in Indicators Reported by the CDE

The table below and on the follow slide, identifies the CALPADS data that are used for each of the indicators reported in the Dashboard by the CDE

Yes = Data are taken from CALPADS – n/a = Not applicable; data are not take from CALPADS

Data Used from CALPADS	Suspension Rate	English Learner Progress	Graduation Rate	Academic: Grades 3-8	College/Career	Grade 11 Distance from Level 3
Enrollment	Yes	Yes	Yes	Yes	Yes	Yes
Exit Date	n/a	Yes	Yes	Yes	Yes	Yes
Discipline	Yes	n/a	n/a	n/a	n/a	n/a
School Completion (Graduated)	n/a	n/a	Yes	n/a	Yes	n/a
A-G Completion	n/a	n/a	n/a	n/a	Yes	n/a
Career Technical Education (CTE) Completion	n/a	n/a	n/a	n/a	Yes	n/a
Dual Enrollment	n/a	n/a	n/a	n/a	Yes	n/a
Race/Ethnicity	Yes	n/a	Yes	Yes	Yes	Yes
English Learner	Yes	Yes	Yes	Yes	Yes	Yes

Accountability – School Dashboard

CALPADS Data Used for Accountability continued

Yes = Data are taken from CALPADS – n/a = Not applicable; data are not take from CALPADS

Data Used from CALPADS	Suspension Rate	English Learner Progress	Graduation Rate	Academic: Grades 3-8	College/Career	Grade 11 Distance from Level 3
Reclassified Fluent English Proficient (RFEP)	n/a	Yes	Yes	Yes	Yes	Yes
English Learner Enrolled in a U.S. School for Less than One Year	n/a	n/a	n/a	Yes	n/a	Yes
Valid Disability Code	Yes	n/a	Yes	Yes	Yes	Yes
Direct Certification	Yes	n/a	Yes	Yes	Yes	Yes
Parent Education Level	Yes	n/a	Yes	Yes	Yes	Yes
Foster Youth (Fall 2017 Release)	Yes	n/a	Yes	Yes	Yes	Yes
Homeless (Fall 2017 Release)	Yes	n/a	Yes	Yes	Yes	Yes
Migrant	Yes	n/a	Yes	Yes	Yes	Yes
Free-and-Reduced Priced Meals	Yes	n/a	Yes	Yes	Yes	Yes
County-District-Residence Code	n/a	n/a	n/a	Yes	n/a	Yes

Snapshots: Revision Status



- **Take advantage of the Snapshot Revision process**
 - Freeze (In Review) a Revision while verifying reports
 - Access (Revised Uncertified) revision with corrected data without decertifying first
 - Review changes to report totals after certification
 - Example – Direct Certification and Foster data

Snapshots: Revision Status

Click on drop-down to reveal additional Snapshot Revisions

Reporting LEA	Snpst Code	Snapshot	Revision Status	Snapshot Create Date	Certification Status	Last Reviewer	Last Review Date/Time	Total # of Records	Total Errors/Warnings	Fatal Errors
CSIS Unified-1234567	Fall1	Fall 1 - Annual Enrollment Update/Title II Eligible Immigrants	Certified	2/18/2016 1:44:42 AM	Snapshot Certified - Level 2	User	7/8/2016 3:01:46 PM	801	0	0
CSIS Unified-1234567	Fall2	Fall 2 - Course Enrollment / Staff Assignments / English Learner Services	Certified	4/12/2016 4:29:30 PM	Snapshot Certified - Level 2	User	4/12/2016 5:05:41 PM	875	0	0

Revision Status	Definition
Revised Uncertified	Most recent revision that has not been certified.
In Review Uncertified	Revision flagged by the LEA to be kept. Newer revisions may exist.
Certified	LEA has approved snapshot revision as complete and accurate.
Decertified	LEA chose to remove its certification. Most recent decertified revision will be kept.

Mini Tutorial Clip - <http://csis.fcmat.org/Pages/MTC-snapshot-redsign.aspx>



End of Year Submission

EOY Reporting Calendar

**Window
Opens**

**Initial
Deadline**

**Amendment
Window
Opens**

**Final
Deadline**

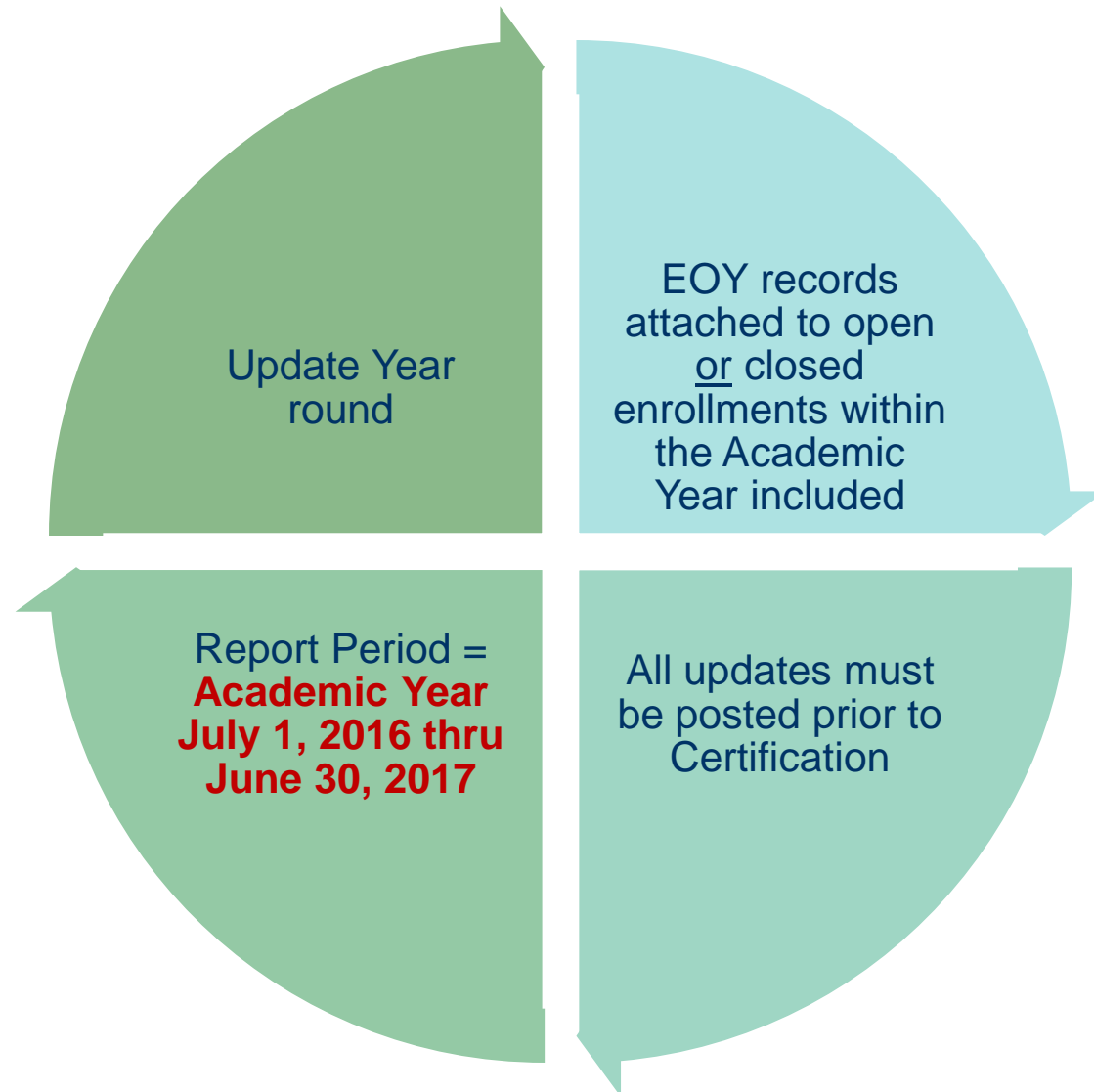
May 15, 2017

July 31, 2017

**August 1,
2017**

**August 11,
2017**

Year-round Reporting by **Academic Year**



EOY Reporting Requirements

July 1, 2016 thru June 30, 2017

EOY 1

7-12 Course
Completion

**CTE concentrators
and completers**



EOY 2 *

All Grade levels
Program
participation counts

EOY 3 *

All Grade levels Discipline
Incidents

**All Grade levels -
Student Absence
Summary Data**




Cumulative Enrollment

*** All LEAs report EOY 2 and EOY 3**

EOY 1 is based on school type, grade levels served, and courses reported as departmentalized.
Self-contained courses are not reported in EOY 1.

End of Year Submission

File Type	Who Submits	Requirement
SENR – All EOY	All LEAs	Any open or closed enrollment between 7/1/2016 and 6/30/2017
SINF – All EOY	All LEAs	Complete SINF
SPRG – All EOY	All LEAs	For Reporting Counts: Participated in any of the following Ed Program codes 108, 113, 162, 185, 101, 122, 174, 191
SELA – All EOY	All LEAs	ELAS record
STAS – EOY 3	All LEAs	Student attendance/absence data 
CRSC – EOY 1	Dependent on LEA requirement	Same as CRSE
SCSC – EOY 1 Same as SCSE plus...	Dependent on LEA requirement	<ul style="list-style-type: none"> • Student Credits Attempted • Student Credits Earned • Student Course Final Grade
SCTE – EOY 1	Dependent on LEA requirement	CTE data Whether or not the student completed a CTE concentrator or completer course in the Academic Year
SDIS – EOY 3	All LEAs	<ul style="list-style-type: none"> • Student Discipline
SDEM – EOY 1	Dependent on LEA requirement	Teachers hired after 10/7/2016 must be added
SASS	No LEA	Not required, do not upload or enter

EOY Changes

- New IVR/CVRs for Discipline data - EOY 3
- New IVR/CVRs for STAS data – EOY 3
- New Student Absenteeism (STAS) collection – EOY 3
- New Cumulative Enrollment Report – EOY 3
- New IVR/CVRs and report changes for Career Tech Ed – EOY 1



Interim to Alternative Setting Validations

- New fatal SDIS - IVR
 - Removal to Interim Alternative Setting Reason code must **ONLY** be populated for students with disabilities
- New fatal EOY3 - CVR
 - Removal to Interim Alternative Setting Reason Code must **ONLY** be populated for students with disabilities.



Student Absence Summary Collection STAS

What is Chronic Absenteeism?

- A student is “chronically absent” if they are absent 10% or more of the days they were expected to attend within a given academic year.



Student Absence Summary File - EOY 3

- ESSA requires reporting of Chronic Absenteeism
 - LEAs will be required to submit student attendance/absence data to CALPADS that will enable the calculation of chronic absenteeism
- Chronic Absenteeism will become a part of state accountability

Who will be included?

- Students in grades K-12 and ungraded elementary and secondary
- Enrollment Status
 - Primary (10)
 - Short Term (30)
- Students for whom average daily attendance is reported
 - Daily
 - Hourly
 - Project-based/coursework (independent study)

Who will be excluded?

- Is enrolled in a Non-Public School (NPS); or
- The student receives instruction through a home or hospital instructional setting as authorized by Education Code section 48206.3-48208.
 - Home or hospital students will have to be flagged as excluded in the file

When will the collection begin?

- Beginning 2016-2017
 - EOY 3 submission
- Cumulative file from July 1, 2016-June 30, 2017
- LEAs will certify as part of EOY 3
- **NOTE: ADA will continue to be reported outside of CALPADS.**

What will be collected?	CALPADS Definition
Expected Attendance Days 13.15	<p>Total number of days the student was scheduled to attend during the Academic Year from the student's Enrollment Start Date to the Enrollment Exit Date.</p> <ul style="list-style-type: none"> • Does not include non-school days (holidays, closures, emergencies). • Includes days the student was suspended (in or out of school). • For hourly attendance includes all days student was scheduled to attend in the hourly program
Days Attended 13.16	<p>Total number of days the student attended the school of attendance. A day attended is defined as any day a student attended for <u>all or part</u> of a school day.</p> <p>Days Attended does not include days a student is not in the regular classroom for the entire day due to an out-of-school or in-house suspension.</p>
Days Absent Out-of-School Suspension 13.17	<p>Total number of days the student was absent from the regular classroom for the entire school day due to an out-of-school suspension.</p> <p>If a student is absent for an entire school day for more than one reason, and one of the reasons was due to an out-of-school suspension, then report the student as absent due to out-of-school suspension.</p>
Days Attended In-School Suspension 13.18	<p>Total number of days the student was in attendance but absent from the regular classroom for the entire school day due to either:</p> <ul style="list-style-type: none"> • An in-school suspension pursuant to EC 48911.1; • A teacher suspension from a classroom pursuant to EC 48910(c); or • a combination of both. • Days absent – in-school suspension <p><i>* See Addition – next slide - bottom row</i></p>

What will be collected?	CALPADS Definition
Days Absent Excused Non-Suspension 13.19	<p>Total number of days the student was absent for the entire school day <u>with</u> a valid excuse.</p> <ul style="list-style-type: none"> Count of the days a student was absent with an excused absence - Education Code Section 48260(c). Does not include students who are absent due to an out-of-school suspension or who attended in-school suspension. <p>* See Addition - bottom row</p>
Days Absent Unexcused Non-Suspension 13.20	<p>Total number of days the student was absent for the entire school day <u>without</u> a valid excuse.</p> <ul style="list-style-type: none"> Count of the days a student was absent with an unexcused absence. Does not include students who are absent due to an out-of-school suspension or who attended in-school suspension. <p>* See Addition - bottom row</p>
Incomplete Independent Study Days 13.21	<p>Total number of days the student did not satisfy statutory and regulatory requirements necessary to earn attendance credit. <i>(To be used for independent study students instead of the “days absent from a regular classroom” fields)</i></p> <p>Would complete this in lieu of Days Absent, Days Excused, Days Unexcused</p> <p>If student had a partial year of IS and a partial year of seat-based instruction, then Days Absent, Days Excused, Days Unexcused would be populated in addition to Incomplete Independent Study Days Independent Study Student = student in long-term independent study in more than one course</p>
Hourly Attendance Calculation Indicator 13.14	<p>An indicator of whether the student is attending a school for which the daily attendance calculation for all students is based on hourly attendance (e.g., continuation schools).</p>
Exemption Indicator 13.13	<p>Allows LEAs to identify home/hospital students that they will not report on NPS students are automatically exempt based on the School of Attendance</p>
* Addition – defined on multiple fields where noted	<p>If student is absent from the regular classroom for an entire school day for more than one reason, including in-school suspension, report the absence due to one of the following reasons in this priority order: (1) out-of-school suspension; (2) unexcused non-suspension; (3) excused non-suspension.</p>

STAS Validations

- 11 Input Validations - IVRs
 - 10 Fatal
 - 1 Warning
- 6 Certification Validations – CVRs
 - 5 Fatal
 - 1 Warning

New STAS validations will be included in the CALPADS Error Document

Reports - 2 new STAS Reports

- 14.1 – Student Absenteeism Counts – Aggregate (*certified*)
 - Reports the number of students who were enrolled over the course of the academic year and absenteeism counts as a percentage of the total cumulative enrollment by school for the LEA.
- 14.2 – Student Absenteeism supporting report to 14.1

14.1 Student Absenteeism Counts

By LEA, School

			Cumulative Enrollment*				Students Absent <5%		Students Absent =>5% and <10%		Students Absent =>10% and <20%		Students Absent =>20%	
- Grade	- Gender	- Ethnicity /Race	Total Unduplicated*	Total LEA Duplicated***	# Stu. w/ Absence Data	# of Stu. Absence Data Exemptions	Total	Percent	Total	Percent	Total	Percent	Total	Percent
Total			16	17	15	2	1	7%	6	40%	5	33%	3	20%
KN			2	2	2	0	0	0%	0	0%	0	0%	2	100%
01			2	2	2	0	0	0%	2	100%	0	0%	0	0%
02			4	5	3	2	1	33%	1	33%	0	0%	1	33%
03			5	5	5	0	0	0%	2	40%	3	60%	0	0%
04			1	1	1	0	0	0%	0	0%	1	100%	0	0%
05			1	1	1	0	0	0%	0	0%	1	100%	0	0%
06			1	1	1	0	0	0%	1	100%	0	0%	0	0%
Total			7	N/A	6	1	1	17%	3	50%	2	33%	0	0%
01			1	N/A	1	0	0	0%	1	100%	0	0%	0	0%
02			2	N/A	1	1	1	100%	0	0%	0	0%	0	0%
03			1	N/A	1	0	0	0%	1	100%	0	0%	0	0%
04			1	N/A	1	0	0	0%	0	0%	1	100%	0	0%
05			1	N/A	1	0	0	0%	0	0%	1	100%	0	0%
06			1	N/A	1	0	0	0%	1	100%	0	0%	0	0%
Total			10	N/A	9	1	0	0%	3	33%	3	33%	3	33%
KN			2	N/A	2	0	0	0%	0	0%	0	0%	2	100%
01			1	N/A	1	0	0	0%	1	100%	0	0%	0	0%
02			3	N/A	2	1	0	0%	1	50%	0	0%	1	50%
03			4	N/A	4	0	0	0%	1	25%	3	75%	0	0%

- Cumulative Enrollment include only students with Primary and Short-term enrollment statuses.
- Total Unduplicated Cumulative Enrollment is unduplicated for each aggregate level. Therefore, the total for all selected schools will not necessarily equal the aggregate of each schools' cumulative enrollment.
- Total LEA Duplicated Cumulative Enrollment is duplicated at the LEA-level aggregated and not provided for the school-level aggregates. If a student is enrolled in two schools in the LEA, they will be counted twice in the LEA-level counts.

14.2 Student Absenteeism Supporting Report

Detailed by
 School
 SSID
 Name



Gender	Grade	Ethnicity	Enrollment Status	English Learner	Socio-Economically Disadvantaged	Exemption Indicator	Days Expected (A)	Days Attended (B)	Days Absent due to Out-of-School Suspensions (C)	In-School Suspension Days* (D)	Days Excused Absences (E)	Days Unexcused Absences (F)	Incomplete Independent Study Days (G)	Days Absent (C + E + F + G)	% Absence $\frac{(C+E+F+G)}{A} \times 100$	Chronically Absent ($\geq 10\%$)	Enrolled < 30 days
M	02	White	1- primary	EO	Y		75	73	0	0	0	2	0	2	2.7		
M	01	Black or African	1- primary	RFEP	Y		78	78					4		5.1		
M	02	Hispanic	1- primary	EO		Y											
F	03	Hispanic	1- primary	EL	Y		170	154	2	4	10	4	0	16	9.4		

Enrolled < 30 days uses Total Enrollment Days in the factor

Total Enrollment Days Definition

- A sum of all the enrollment days for a student at a particular school during the academic year
- Calculation
 - For every SENR record for a student at a school of attendance during the academic year where Enrollment Status Code = 10 (Primary), 30 (Short-term) and grade level code = KN-12, US, OR UE:
 - SENR records to include Enrollment Start Date and **Enrollment End date** to Calculate Total Enrollment Days
- **Note. If Enrollment End Date is null then the system will use May 15th of the academic year in the calculation.**

2 Certification Validation Rules (CVR) also use Total Enrollment Days in the factor

- Expected Attendance Days is greater than Total Enrollment Days.
 - A student's Expected Attendance Days must be less than or equal to their Total Enrollment Days at the same school for the same academic year. **CVR – Fatal**
- Expected Attendance Days is less than 50% of Total Enrollment Days.
 - A student's Expected attendance days should not be less than 50% of their Total Enrollment Days at the same school for the same academic year. **CVR - Warning**



Cumulative Enrollment Report

Cumulative Enrollment Definition - **2 Definitions**

- 1st definition – **All – Report Default** - A SSID with an open enrollment at any time during the academic year specified with enrollment status code Primary (10), Secondary (20) or Short Term (30), unduplicated count
- 2nd definition – **Adjusted - Filter** – A SSID with an open enrollment ONLY in the current reporting academic year with enrollment status code Primary (10), Secondary (20) or Short Term (30), unduplicated count

Open Enrollment Definition

- An enrollment that is considered open for a specific point in time not to include the enrollment that has been exited with the N470 (NoShowOther) as that enrollment is never considered open.

New report to certify cumulative enrollment count

- Report 1.21 – Cumulative Enrollment Count
 - Reports the cumulative enrollment for the academic year. The total primary, secondary, and short-term enrollment counts are grouped and certified census day enrollment count is provided for comparison.
 - Supporting Report - 8.1 Student Detail

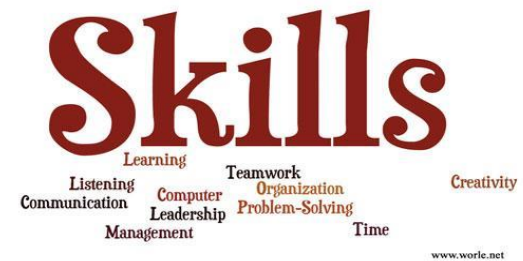
1.21 Cumulative Enrollment Counts

By LEA, School

- Grade	- Gender	- Ethnicity /Race	Total Primary Enrollment		Total Cumulative Enrollment (Unduplicated)**	Enr. Status Cumulative Enr. Total		
			Certified Census Day *	ODS Census Day		Primary (10)	Secondary (20)	Short-term (30)
All			1463	1463	1604	1526	36	45
	F	All	724	724	772	716	29	37
		Hispanic	300	300	315	285	10	25
		Am Indian/ Alskn Nat	25	25	40	38	1	1
		Asian	110	110	115	113	2	3
		Black/African Am	75	75	80	76	5	0
		White	150	150	152	142	8	2
		Multiple	50	50	55	47	3	6
		Missing	14	14	15	15	0	0
	M	All	739	739	832	810	7	8
		Hispanic	356	356	374	365	0	0
		Am Indian/ Alskn Nat	13	13	15	11	3	2
		Asian	115	115	160	154	2	4
		Black/African Am	90	90	100	99	1	1
		Nat Hwiiin/Othr Pac Islndr	5	5	8	8	0	0
		White	160	160	175	173	1	1

- Certified Fall 1 Primary Enrollment for the Selected Academic Year, from Report 1.1 (Enrollment of Primary Status by Subgroup)
- Total Cumulative Enrollment is unduplicated for each aggregate level. Therefore, the total for all selected schools will not necessarily equal the aggregate of each school's cumulative enrollment. Some rates determine cumulative enrollment using all enrollment statuses and other rates use only primary and secondary enrollment statuses.

CTE data in CALPADS



- **CTE data in CALPADs**
 - 2016-17 – E1 reporting – **CALPADS will be the source for 2016-17 E1 data**
 - Perkins E1 data collection has been retired for 2016-2017
 - Modified State Course Codes for Agriculture and Arts, Media and Entertainment Industry Sectors – (*remaining Industry Sectors will be modified in 2017-2018*)
 - Code Set
 - Valid Code

CTE Data in CALPADs continued

- Added new certification validations - CVRs
- Expanded meaning of the Course Content Code “154”
- Changed definition of a CTE course and modified report logic to count “ROP courses as CTE courses
- Added business rule to require concentrator and completer information from LEAs in either Perkins or CTE Incentive Grant Programs.

Why is this data important to you?

- CALPADS EOY 1 will be the source for Perkins E1 and CTE Incentive Grant Reporting
- CTE Concentrator and completer data will be used in the new accountability system as part of the CCI

Sample of what the changes look like in Industry Sectors ART and AGR

Industry Sector	CTE Pathway	Sub-Pathway	State Course Code	Course Title	Level
Agriculture	Ornamental Horticulture - 105	Ornamental Horticulture	4057	Introduction to Ornamental Horticulture	Intro
			4058	Intermediate Ornamental Horticulture	Concentrator
			4059	Advanced Ornamental Horticulture	Capstone
Agriculture	Ornamental Horticulture - 105	Floral Design	4064	Introduction to Art & History of Floral Design	Intro
			4065	Advanced Floral Design	Concentrator
			4066	Advanced Floral Design	Capstone

Course Content Code 154

- Course Content Code - “154 – Career Technical Education” **NOW** means:
 1. Course is part of a course sequence that makes up a viable CTE Pathway
 2. Course is taught by a teacher meeting the specific credentialing and authorization requirements for a CTE Industry Sector
- Was previously only required to be used on academic CTE courses
- Now required on both Academic CTE Courses AND Defined CTE Course (4000-5999)
- Will now be required to identify Perkins and CTEIG-fundable courses

ROC/P Courses

- 2015–16 ROC/P courses were NOT being counted in CTE Reports
- 2016–17 these courses **WILL** be included
- Additional new validation will require LEAs that have relationships with ROC/Ps to report courses for students attending ROC/Ps

Glossary Term	CALPADS Definition Student in grade 7-12 and US
CTE Participant	A student identified as either a CTE Concentrator, CTE Completer, or a CTE Non-Concentrator
CTE Non Concentrator	A student who has completed a CTE course at a school during the Report Period and does <u>not</u> have a designated CTE Pathway (no SCTE record has been submitted)
CTE Concentrator	A student who has a designated CTE Pathway associated with a specific school (SCTE submitted for the student) and is not being reported as a completer at that same school and pathway in the current year. The concentrator course is the Intermediate course in a pathway
CTE Completer	A student reported in a Pathway in the SCTE file and the Academic Year field equals the Reporting Year and the student also has a SCSC record that has an associated CRSC record in the CTE pathway
CTE Course	State Course Code 4000 – 5999 – Content Area Category Code = 40 OR Academic CTE Course flagged with Course Content Code = 154 A 1 year course taught by a credentialed teacher who is CTE Certificated for course subject
CTE Pathway	A locally defined sequence of CTE Courses, not less than 2 full years
Capstone Course	The last course, or advanced course, in the sequence of a defined CTE pathway
CTE Non-traditional Course	A CTE course where students of one gender are traditionally under-represented. Refer to Valid Code Combination Document
CTE Postsecondary Articulated Course	Any local course that is part of a CTE technical career pathway or program that has been articulated with a post-secondary education institution
Academic CTE Course	The course content is related to an approved Career Technical Education (CTE) Pathway (as per the California Career Technical Education Model Curriculum Standards) and is taught by a teacher who is appropriately authorized through the California Commission on Teacher Credentialing to teach in a specific CTE industry sector. Defined by using Course content code = 154

Valid Code Combinations

This is a key document for verifying your CTE data

<http://www.cde.ca.gov/ds/sp/cl/systemdocs.asp>

CALPADS File Specifications (CFS)

- [CALPADS Code Sets v8.4](#) (XLS; Dated 15-Nov-2016)
This document contains the current code values referenced in the file specifications for the coded value data elements. **CALPADS course codes (formerly CBEDS course codes)** are included in this document (see the "Course Group State" code set).
- [CALPADS File Specifications v8.4](#) (DOC) | [PDF](#) (Dated 15-Nov-2016)
This document includes overviews of the file formats, data submission windows, and document conventions.
- [CALPADS File Specifications: Student Absence Summary \(STAS\) File Format v1.0](#) | [PDF](#) (Dated 02-Aug-2016)
This new file format will be added to the CALPADS File Specifications (CFS) in January 2017. Thus note that the numbering in this file format summary begins at number 3.13, in association with the CALPADS File Formats cited in the CALPADS File Specifications document (versions 8.1 thru present).
- [CALPADS File Specifications \(Forms\) v8.4](#) (XLS; Dated 15-Nov-2016)
This document contains the file formats for CALPADS.
- [CALPADS Extract Specifications v8.4](#) (DOC) | [PDF](#) (Dated 15-Nov-2016)
This document serves to assist LEAs in understanding the extract specifications for CALPADS.
- [CALPADS Valid Code Combinations v8.4](#) (XLS; Dated 15-Nov-2016)
This document lists codes that can only be used in specific combinations in CALPADS.

2 tabs related to CTE

CTE Pathway Industry Sector
Course Group Master Combo



Offense Code - Offense Category	CTE Pathway - CTE Industry Sect	Course Group Master Combos	NonClassSuppAsgn - Content Area	Offense Code - Weapcr ...
---------------------------------	---------------------------------	----------------------------	---------------------------------	---------------------------

Valid Code Combinations

CTE Pathway Code	CTE Pathway Name	CTE Industry Sector Code	CTE Industry Sector Name	First Academic Year Effective	Last Academic Year Effective
100	Agricultural Business	AGR	Agriculture and Natural Resources	1990-1991	
101	Agricultural Mechanics	AGR	Agriculture and Natural Resources	1990-1991	
102	Agriscience	AGR	Agriculture and Natural Resources	1990-1991	
103	Animal Science	AGR	Agriculture and Natural Resources	1990-1991	
104	Forestry and Natural Resources	AGR	Agriculture and Natural Resources	1990-1991	
105	Ornamental Horticulture	AGR	Agriculture and Natural Resources	1990-1991	
106	Plant and Soil Science	AGR	Agriculture and Natural Resources	1990-1991	
110	Entertainment	ART	Arts, Media, and Entertainment	1990-1991	2012-2013
111	Design, Visual, and Media Arts	ART	Arts, Media, and Entertainment	1990-1991	
112	Performing Arts	ART	Arts, Media, and Entertainment	1990-1991	
113	Production and Managerial Arts	ART	Arts, Media, and Entertainment	1990-1991	
114	Game Design and Integration	ART	Arts, Media, and Entertainment	1990-1991	
120	Cabinetry, Millwork, and Woodworking	BLD	Building and Construction Trades	1990-1991	
121	Engineering and Heavy Construction	BLD	Building and Construction Trades	1990-1991	

... CTE Pathway - CTE Industry Sect Course Group Master Combos NonClassSuppAsgn - Content Area Offense Code - Weapon Categor...




CTE Pathway - Industry Sector tab

Valid Code Combinations

Course Group Master Combo tab

Filter on Content Area Category code = 40



Course Group State Code	Course Group State Name	CTE Industry Sector Code	CTE Industry Sector Name	CTE Pathway Code	CTE Non-Traditional Gender	CTE Capstone Course Indicator	Academic CTE Course	Content Area Category Assignment Code	Content Area Category Assignment Name	AP	IB	GradeHigh	GradeLow
4010	Plant and soil science	AGR	Agriculture and Natural Resources	106				40	Career Technical Education	N	N	AD	K
4011	Plant Science	AGR	Agriculture and Natural Resources	106	Female			40	Career Technical Education	N	N	AD	K
4012	Soil Science	AGR	Agriculture and Natural Resources	106	Female	Yes		40	Career Technical Education	N	N	AD	K
4013	Viticulture	AGR	Agriculture and Natural Resources	106	Female	Yes		40	Career Technical Education	N	N	AD	K
4015	Crop Production	AGR	Agriculture and Natural Resources	106	Female	Yes		40	Career Technical Education	N	N	AD	K
4016	Intro to Agricultural Business	AGR	Agriculture and Natural Resources	100	Female			40	Career Technical Education	N	N	AD	K
4017	Intermediate Agricultural Business (Concentrator Level)	AGR	Agriculture and Natural Resources	100	Female			40	Career Technical Education	N	N	AD	K
4018	Advanced Agricultural Business (Capstone Level)	AGR	Agriculture and Natural Resources	100	Female	Yes		40	Career Technical Education	N	N	AD	K
4019	Intro to Agricultural Mechanics	AGR	Agriculture and Natural Resources	101	Female			40	Career Technical Education	N	N	AD	K
4020	Animal science	AGR	Agriculture and Natural Resources	103				40	Career Technical	N	N	AD	K

CTE Pathway - CTE Industry Sect **Course Group Master Combos** NonClassSuppAsgn - Content Area Offense Code - Weapon Categor...

Valid Code Combinations

Course Group Master Combo tab

Filter on Academic CTE Course = “Yes”



A	B	C	D	E	F	G	H	I	J	K	L	M	N	O
Course Group State Code	Course Group State Name	CTE Industry Sector Code	CTE Industry Sector Name	CTE Pathway Code	CTE Non-Traditional Gender	CTE Capstone Course Indicator	Academic CTE Course	Content Area Category Assignment Code	Content Area Category Assignment Name	AP	IB	GradeHigh	GradeLow	Meet CSU
2360	IB Music						Yes	42	Music	N	Y	AD	7	Y
2370	AP Music theory						Yes	42	Music	Y	N	AD	7	Y
2451	Computer programming						Yes	11	Computer Education	N	N	AD	K	U
2453	Computer science						Yes	11	Computer Education	N	N	AD	K	U
2455	Web design						Yes	11	Computer Education	N	N	AD	K	N
2465	IB Computer science						Yes	11	Computer Education	N	Y	AD	7	Y
2470	AP Computer science A						Yes	11	Computer Education	Y	N	AD	7	Y
2471	AP Computer science AB						Yes	11	Computer Education	Y	N	AD	7	Y
2601	Aerospace education						Yes	21	Science	N	N	AD	K	U
2602	Aviation education						Yes	21	Science	N	N	AD	K	U
2606	Zoology						Yes	21	Science	N	N	AD	K	U
2609	Marine Science						Yes	21	Science	N	N	AD	K	U
2617	Conservation						Yes	21	Science	N	N	AD	K	U
2619	Energy education						Yes	21	Science	N	N	AD	K	U
2655	Anatomy and Physiology						Yes	21	Science	N	N	AD	K	U
2666	IB Design technology						Yes	21	Science	N	Y	AD	7	U
2674	AP Environmental science						Yes	21	Science	Y	N	AD	7	Y
2732	Law-related education						Yes	22	History/Social Science	N	N	AD	K	U
2766	IB Business and Management						Yes	22	History/Social Science	N	Y	AD	7	Y

CTE – EOY 1

Course Group State Code	Course Group State Name	CTE Industry Sector Code	CTE Industry Sector Name	CTE Pathway Code	CTE Non-Traditional Gender	CTE Capstone Course Indicator	Academic CTE Course	Content Area Category Assignment Name	AP	IB	GradeHigh	GradeLow	MeetsUC/CSU	NCLB Core	First Academic Year Effective	Last Academic Year Effective
4059	Advanced Ornamental Horticulture (Capstone Level)	AGR	Agriculture and Natural Resources	105	Female	Yes		Career Technical Education	N	N	AD	K	U	U	2016-2017	
4060	Forestry and natural resources	AGR	Agriculture and Natural Resources	104				Career Technical Education	N	N	AD	K	U	U	1990-1991	2012-2013
4061	Forestry	AGR	Agriculture and Natural Resources	104	Female	Yes		Career Technical Education	N	N	AD	K	U	U	1990-1991	2015-2016
4062	Wildlife Management	AGR	Agriculture and Natural Resources	104	Female	Yes		Career Technical Education	N	N	AD	K	U	U	1990-1991	2015-2016
4063	Natural Resource Management	AGR	Agriculture and Natural Resources	104	Female			Career Technical Education	N	N	AD	K	U	U	1990-1991	2015-2016

Common issue we see. LEAs using codes that are no longer effective

CTE Pathway Code	CTE Pathway Name	CTE Industry Sector Code	CTE Industry Sector Name	First Academic Year Effective	Last Academic Year Effective
100	Agricultural Business	AGR	Agriculture and Natural Resources	1990-1991	
101	Agricultural Mechanics	AGR	Agriculture and Natural Resources	1990-1991	
102	Agriscience	AGR	Agriculture and Natural Resources	1990-1991	
103	Animal Science	AGR	Agriculture and Natural Resources	1990-1991	
104	Forestry and Natural Resources	AGR	Agriculture and Natural Resources	1990-1991	
105	Ornamental Horticulture	AGR	Agriculture and Natural Resources	1990-1991	
106	Plant and Soil Science	AGR	Agriculture and Natural Resources	1990-1991	
110	Entertainment	ART	Arts, Media, and Entertainment	1990-1991	2012-2013
111	Design, Visual, and Media Arts	ART	Arts, Media, and Entertainment	1990-1991	
112	Performing Arts	ART	Arts, Media, and Entertainment	1990-1991	
113	Production and Managerial Arts	ART	Arts, Media, and Entertainment	1990-1991	
114	Game Design and Integration	ART	Arts, Media, and Entertainment	1990-1991	
120	Cabinetry, Millwork, and Woodworking	BLD	Building and Construction Trades	1990-1991	
121	Engineering and Heavy Construction	BLD	Building and Construction Trades	1990-1991	
122	Mechanical Systems Installation and Repair	BLD	Building and Construction Trades	1990-1991	
123	Residential and Commercial Construction	BLD	Building and Construction Trades	1990-1991	
130	Child Development	EDU	Education, Child Development, and Family Services	1990-1991	
131	Consumer Services	EDU	Education, Child Development, and Family Services	1990-1991	
132	Education	EDU	Education, Child Development, and Family Services	1990-1991	




CALPADS Data Elements related to CTE data Validations

- CRSC 9.07 - State Course Code (4000 – 5999)
- CRSC 9.10 - Course Content Code (154)
- CRSC 9.12 - CTE Postsecondary Articulate Course Indicator
- CRSC 9.27 - CTE Course Section Provider
- SCTE 11.13 - CTE Pathway Code
- SCTE 11.14 - CTE Pathway Completion Academic Year ID

CTE IVR's

<u>Data Check</u>	<u>Indicator</u>	<u>Requirement</u>	<u>Data Element/s</u>	<u>Validation</u>
CTE Course Provider	CTE Course State Course Code = CTE (content area category code = 40)	CTE Course Section Provider must be populated if State course code = CTE Or If CTE Course Section Provider is populated, State course code must = CTE	9.07 State Course Code 9.27 CTE Course section Provider Do not submit CTE Provider code on CTE Academic courses (154)	IVR – CRSC0133 – Fatal IVR – CRSC0137 – Fatal
Postsecondary Articulated Course Indicator	CTE Course in pathway that is taught at the post secondary course level	If CTE Postsecondary Articulated Course Indicator = Y then a CTE State Course must be populated	9.07 State Course Code 9.12 Postsecondary Articulate Course Indicator	IVR – CRSC0123 – Fatal
Pathway completion Year ID	Reported in the year the pathway was completed (reported 1 time)	Must match the current Academic Year ID in the SCTE File	11.14 CTE Pathway Completion Academic Year ID	IVR – SCTE0242 – Fatal
Course Content Code 154	Course Content Code 154 Valid for Course	Course Content Code = 154 can only be used where the Academic/CTE Indicator is flagged with a Y in the Valid Code Combo Doc or the State Course Code Range is 4000 to 5999 <i>Refer to Valid Code Combo Document</i>	9.07 State Course Code = CTE 9.10 Course Content Code Academic CTE Course (column H) in the Valid Code Combo Document – Course Group Master Combo, is flagged with a Y	IVR – CRSC0298 – Fatal

CTE CVR's

Data Check	Indicator	Requirement	Data Element/s	Validation
Missing CTE Data	No SCTE records submitted	CTE data is required for Perkins and CTE Incentive Grant Reporting (CTEIG) LEAs	9.10 Course Content Code 11.13 CTE Pathway Code for a Perkins or CTEIG Reporting LEA	EOY 1 – CERT102 - Warning
CTE Concentrator (other sectors not ART and AGR) - No Course Associated	No SCSC record associated for SCTE Pathway submitted	CTE Completer Pathway code submitted for Industry Sector other than ART or AGR however no SCSC record between 4000 - 5999 or no Academic CTE Course flagged as 154 submitted	9.07 State Course Code 9.10 Course Content Code <i>Refer to Valid Code Combo Document</i>	CERT - 116 (revised) - Fatal
CTE Concentrator (ART or AGR Sector) - No Course Associated	No SCSC record associated with ART or AGR for SCTE Pathway submitted	CTE Concentrator Pathway code submitted for Industry Sector ART or AGR however no SCSC record within that pathway was submitted	9.07 State Course Code 11.13 CTE Pathway Code <i>Refer to Valid Code Combo Document</i>	 CERT122 - NEW - Fatal
CTE Completer (other sectors not ART and AGR) - No Course Associated	No SCSC record associated for SCTE Pathway submitted	CTE Completer Pathway code submitted for Industry Sector other than ART or AGR however no SCSC record between 4000 - 5999 or no Academic CTE Course flagged as 154 submitted	9.07 State Course Code 9.10 Course Content Code <i>Refer to Valid Code Combo Document</i>	 CERT124- NEW - Fatal
CTE Completer (ART or AGR Sector)- No Course Associated	No SCSC record associated with ART or AGR for SCTE Pathway submitted	CTE Completer Pathway code submitted for Industry Sector ART or AGR however no SCSC record within that pathway was submitted	9.07 State Course Code 11.13 CTE Pathway Code <i>Refer to Valid Code Combo Document</i>	 CERT123 - NEW Fatal

New CTE CVR's

Using the Valid Code Combination Document

Course Group State Code	Course Group State Name	CTE Industry Sector Code	CTE Industry Sector Name	CTE Pathway Code	CTE Non-Traditional Gender	CTE Capstone Course Indicator	Academic CTE Course	Content Area Category Assignment Code	Content Area Category Assignment Name	AP	IB	GradeHigh	GradeLow	MeetsUC/CSU	NCLB Core	First Academic Year Effective	Last Academic Year Effective
4059	Advanced Ornamental Horticulture (Capstone Level)	AGR	Agriculture and Natural Resources	105	Female	Yes		40	Career Technical Education	N	N	AD	K	U	U	2016-2017	
4064	Introduction to the Art and History of Floral Design(Introductory Level)	AGR	Agriculture and Natural Resources	105	Male			40	Career Technical Education	N	N	AD	K	U	U	2016-2017	
4065	Advanced Floral Design (Concentrator Level)	AGR	Agriculture and Natural Resources	105	Male			40	Career Technical Education	N	N	AD	K	U	U	2016-2017	
4066	Advanced Floral Design (Capstone Level)	AGR	Agriculture and Natural Resources	105	Male	Yes		40	Career Technical Education	N	N	AD	K	U	U	2016-2017	
4104	Floristry	AGR	Agriculture and Natural Resources	105				40	Career Technical Education	N	N	AD	K	U	U	1990-1991	2012-2013

Verify Course records in the SCSC file are linked correctly with CTE Pathway

Verify Course records in the SCSC file are linked correctly with CTE Capstone Course Indicator Column when stating student is a completer

Two new CTE Reports

- Non Concentrator Participant Counts
- Non Concentrator Participant Counts - Supporting

Local Pathways to State Course Code Mapping Tips

For 2016-2017, in the AGR and ART Industry sectors:

- Identify course sequences that make up a defined CTE Pathway (e.g., Floral Design 1, Floral Design 2)

Map each course to its respective State Course Code based on:

- CTE Pathway or Sub-pathway
- Level of the course (intro - intro, intermediate - concentrator, advanced - capstone)
- Steer clear of mapping based solely on local NAMES of courses

Local Pathways to State Course Code Guideline

- Two course sequences will always be mapped to the Concentrator and Capstone state course codes
- Three course sequences will always be mapped to the Intro, Concentrator, and Capstone state course codes
- Four course sequences will be mapped to the Intro, Two Concentrator, and one Capstone -level state course code

Local Pathways to State Course Code Guideline

- Involve relevant stakeholders in mapping process:
 - CTE Coordinators
 - Can assist in identifying the courses that make up pathways
 - Counselors
 - Can assist in identifying the courses that make up pathways
 - Human resources staff/credentialing specialists
 - Can identify which teachers are appropriately authorized to teach a course that is part of a CTE Pathway
 - Other staff involved with creation of district or school master course catalog
 - Can assist in identifying the courses that make up pathways
 - Can assist in identifying potential gaps in CTE Pathways

- **Ways to prepare yourself for EOY**
 - Keep all program data up to date (upload now)
 - Work with appropriate staff to verify CTE data
 - Check for Discipline quality, upload now
 - Confirm SIS is current with vendor updates
 - Meet and work with local staff
 - Review problems encountered last year to avoid this year
 - Communicate to sites about what is needed – set timelines
 - Provide Discipline (EOY3) and Program (EOY2) ODS reports to staff to initiate verification
 - Like all other 16-17 submissions – limited Certification Warnings will be provided – verify your data thoroughly.

CALPADS

Fall 2 Submission



- Amendment window
 - **Final Deadline – March 31, 2017**
- Fall 2 – Counts course and staff data for the same group of students reported for Fall 1
- Fall 2 self paced training link
 - <https://csis.fcmat.org/Pages/Self-Paced-Training.aspx>
 - Data Population
 - Reporting and Certification
 - Advanced Reporting and Certification

Common Issues

- Reporting EL Services
- Reporting Staff on Leave of Absence
- Reporting Staff no longer employed within LEA
- Reporting certificated Librarian
- Reporting students receiving no educational content (new course codes)

- EL Services Provided
 - Refer to CALPADS Report 2.4 English Learner Education Services Unduplicated count derived from field 9.20 - Education Services, per course section
 - Two columns on report to count “No EL Services (5)” and Education Service Missing
 - CERT102 Fatal – The Education Service Code is not populated for a course section in which English Learners are enrolled.
- Populate this field if the staff are providing EL services in the particular course section regardless of the Instruction Strategy code. If no services are being provided, report code “5” - No EL Services provided

- Staff on Leave Requires
 - SDEM record for active employees
 - Effective End Date and the Employment End Date are not populated
 - SASS record required with the Non-Classroom Assignment 6018 (Staff on Leave of Absence)
 - FTE must be reported as 0.0%
 - SASS0118 will be detected if FTE is > 0.0%
- Staff No Longer Employed on Census Day
 - Employment End Date **IS** reported **NOT** the Effective End Date

Reporting Certificated Librarian

- The CDE presented a workshop in mid January
 - Link to presentation
 - <https://cde.box.com/s/ncqna1u21em70b46lgf9xubzod9mcvdx>
- Below is key information from that presentation

Who should be reported as a teacher librarian?

- Individual who meets the credentialing requirements
- Currently in a teacher librarian assignment at a K-12 public school
- Appropriately credentialed teacher librarians who are NOT in current teacher librarian assignments should not be reported

How to Report Certificated Librarian continued

- Teacher Librarian Credential Requirements
 1. Basic Skills Requirement
 2. Bachelor's Degree (or higher)
 3. Valid Prerequisite Teaching Credential
 4. Professional Teacher Librarian Preparation Program
 - a. CA Program, or
 - b. Comparable Out-of-State Program
 5. English Learner Authorization

Additional requirements regarding credential requirements can be found in the presentation noted on the prior screen

How to Report Certificated Librarian continued

- Many counties and districts share Teacher Librarians due to resource constraints and in order to properly show which schools are and are not being served by these Teacher Librarians the CDE recommends:
 - Teacher librarians be reported at each SCHOOL they serve by full-time equivalency percentage (FTE)
 - Requires either of the following:
 - Staff Assignment, Staff Demographic, and Course Section files should be submitted for the Teacher Librarian at the school level (PREFERRED METHOD); OR
 - County or district submits Staff Assignment, Staff Demographic, and Course Section files for the Teacher Librarian, and then the school submits a Course Section File with a generic Statewide Educator ID of “9999999999”

How to Report Certificated Librarian

Staff Type	Description	Credential(s)	SASS		CRSE
			Staff Job Classification Code	Non Classroom Based Job Assignment Code	CRS-State Course Code
Teacher Librarian*	Manages library and provides instruction to students as a regular class in the library.	Teaching & Library Science	12	N/A	6026
Teacher Librarian (pull out)**	Manages library and students are pulled out of regular class to receive instruction in library.	Teaching & Library Science	27	N/A	6026
Teacher Librarian (push in)**	Manages library and provides instruction to students in another teacher's classroom.	Teaching & Library Science	27	N/A	6026
Library Administrator	Manages library. Does not instruct students.	Administrative & Library Science	10	0139	N/A
Library Supervisor (classified)	Manages library	none	Not reported to CALPADS. Reported in aggregate in CBEDS-ORA.		

* Student course enrollment records (SCSE) required for students taking library course
 ** Student course enrollment records (SCSE) optional

Former method for reporting librarians in 2014-15 and before was:
 Staff Job Classification Code = 11
 Non Classroom Based Job Assignment Code = 0204

Reporting non-educational content courses

Report students who are scheduled in a class, receiving a grade and credit/s, however are not being given any educational content in the course.

- LEAs may submit these courses to CALPADS using the following course codes:
 - 6021 – Student Assistant
 - 6022 – Free period or No Educational Content

- **Upcoming System changes**
- **CALPADS and Accountability**
- **Revision Status**
- **EOY Submission**

May 15 – July 31, 2017

Amendment Window – August 1, 2017– August 11, 2017

- **EOY Changes**
 - **STAS Absenteeism**
 - **Cumulative Enrollment**
 - **CTE**
- **Fall 2 final deadline**

Friday, March 31, 2017

