



Good Morning, Aeries!

Standards Based Report Card Options

March 25, 2024



Deb McConnell | Presenter/Trainer



**Athina Firman |
Moderator/Training Specialist**



NEED TO KNOW

Where to locate:

Standards Based Grades>Configurations>Standards Based Option

Or

Standards Based Grades Process Dashboard>A1

The Standards Based set up tables are district-owned in Aeries. Once the Standards Based Grades are set up at one school it will be available to all schools in the database

If show Absences, tardies and/or days enrolled are selected on the general options tab, *UPDATE SBG ATTENDANCE TOTALS* function needs to run to update these totals **before** printing the report card



NICE TO KNOW

Valid Marks can be copied to other grade levels

The Default Mark Type Descriptions can be changed

Six Correspondence Languages are available for both Mark Types and Valid Marks



WHERE TO GO

General Options	https://support.aeries.com/support/solutions/articles/14000071968-standards-based-options-general-options
Language Options	https://support.aeries.com/support/solutions/articles/14000071969-standards-based-options-language-options
Terms	https://support.aeries.com/support/solutions/articles/14000071970-standards-based-options-terms
Mark Types	https://support.aeries.com/support/solutions/articles/14000071971-standards-based-options-mark-types
Valid Marks	https://support.aeries.com/support/solutions/articles/14000071973-standards-based-options-valid-marks
Mark Type Legend	https://support.aeries.com/support/solutions/articles/14000082132-standards-based-options-mark-type-legend
Comments	https://support.aeries.com/support/solutions/articles/14000082133-standards-based-options-comments



Agenda

- | | |
|-----------|------------------|
| 01 | General Options |
| 02 | Language Options |
| 03 | Terms |
| 04 | Mark Types |
| 05 | Valid Marks |
| 06 | Mark Type Legend |
| 07 | Comments |



01.

General Options



Standards Based Grade Reporting Options:

PS		<input type="checkbox"/> Allow non security users to change options
TK		<input type="checkbox"/> Allow grade editing for current mark only
K	3 Mark 2-Column Portrait Report	<input checked="" type="checkbox"/> Allow plus-minus for mark type 1
1	3 Mark 2-Column Portrait Report	<input type="checkbox"/> Allow plus-minus for mark type 2
2	3 Mark 2-Column Portrait Report	<input checked="" type="checkbox"/> Allow plus-minus for mark type 3
3	3 Mark 2-Column Portrait Report	<input type="checkbox"/> Show description in body for mark type 1
4	3 Mark 2-Column Portrait Report	<input type="checkbox"/> Show description in body for mark type 2
5	3 Mark 2-Column Portrait Report	<input checked="" type="checkbox"/> Show description only if mark type 1 AND 2
6	3 Mark 2-Column Portrait Report	<input type="checkbox"/> Hide Comments on Report Cards
7		<input checked="" type="checkbox"/> Expand Comments to fill empty space
8		<input type="checkbox"/> Hide Top-Left & Top-Right sections
9		<input checked="" type="checkbox"/> Print a border around Explanation of Marks
10		<input checked="" type="checkbox"/> Adjust width of Explanation of Marks
11		<input checked="" type="checkbox"/> Hide Gridlines for empty space/blank filler
12		<input checked="" type="checkbox"/> Show term dates
<input checked="" type="checkbox"/> Show Absences?		<input type="checkbox"/> Show next grade labels
<input checked="" type="checkbox"/> Show Tardies?		<input checked="" type="checkbox"/> Enable Web Only Features (When this option is on, it will enable Mark Types "Free Text" and "Inline Comment", however Standards Based Reporting will be disabled in the Client version)
<input checked="" type="checkbox"/> Show Days Enrolled?		<input checked="" type="checkbox"/> Use Advanced Comment Formatting
<input checked="" type="radio"/> Show Student Number		<input type="checkbox"/> Shrink Comments to Fit Report Card
<input type="radio"/> Show Student ID		<input type="checkbox"/> Print Address Block on 2-Column Report Card (When this option is on, the 2-column portrait report will offer to print to legal-size paper with an address block on the first page. This feature is not available on the Landscape reports because they are already on legal-size paper)
<input type="radio"/> Show State ID		
<input type="radio"/> Don't Show ID Number		

Each grade level can have a different report card type. Below are the available report card types:



- Landscape
- 1-Column Portrait
- 2-Column Portrait

Each report card type is available as a 1-, 2-, 3- or 4-mark report card

02.

Language Options



Standards Based Options

General Options

Language Options

Terms

Mark Types

Standards Based Grade Language Options:

☒ Print Language Information at Top?

Only on these Report Card Types (separated by commas):

(leave blank for ALL report cards)

Left		Right
<input checked="" type="checkbox"/>	Student Language Fluency	<input type="checkbox"/>
<input type="checkbox"/>	Language Years in Program	<input type="checkbox"/>
<input checked="" type="checkbox"/>	Program/Instructional Setting	<input type="checkbox"/>
<input checked="" type="checkbox"/>	Language Designation Code	<input type="checkbox"/>
<input type="checkbox"/>	Language of Instruction	<input type="checkbox"/>
<input type="checkbox"/>	English Classroom Eligibility	<input type="checkbox"/>
<input type="checkbox"/>	Services Received	<input type="checkbox"/>
<input checked="" type="checkbox"/>	ELPAC/IELPAC/CELDT Test Scores	<input type="checkbox"/>

Limit ELPAC/IELPAC/CELDT Test:

New ▼

Which Score:

PL ▼

Save



If this option is enabled, make sure to NOT choose the option **Hide Top-Left & Top-Right sections** found on the **General Options** tab



Language Information option labels are hard-coded and include only Spanish at this time. Code descriptions can be translated in the **COD** table with up to 6 Correspondence Languages

03. Terms



Standards Based Options			
General Options		Language Options	Terms
Standards Based Grade Reporting Terms			
	Term	Term Starts	Term Ends
	1	07/03/2023	11/03/2023
	2	11/06/2023	03/22/2024
	3	03/25/2024	08/02/2024
	Y	07/03/2023	08/02/2024
Add New Record			



Term and Track start and end dates will display if the school is using a **Master Schedule** or if they have already been set up in the **School Options** form. Any information entered on this form will update the Terms (**TRM**) table and will also display on the **School Options** form

04.

Mark Types



Standards Based Options

General Options

Language Options

Terms

Mark Types

Valid M

Mark Types

	Code	Description
	1	Achievement
	2	Effort
	3	Progress Toward Standard
	4	Check Mark
	5	Other Comment Graded 1-5
	6	Free Text
	7	Comment

You can adjust the headings for the different types of marks.

Use the "Mark Type Legend" tab to select what Mark Types will display for each grade level.

☐ Correspondence Languages



In addition to the seven default **Mark Types** user-defined marks can be added in the **Mark Types** tab. The new mark types will be numbered 10 and higher. Up to 99 **Mark Types** are available but only up to four can print in the report card **Explanation of Marks** section.

05. Valid Marks



General Options

Language Options

Terms

Mark Types

Valid Marks

Mark Type Legend

Comments

Valid Marks Options

Choose a Mark Type: Achievement

Grade: ☐ PS ☐ TK ☐ K ☐ 1 ☐ 2 ☐ 3 ☒ 4 ☐ 5 ☐ 6 ☐ 7 ☐ 8 ☐ 9 ☐ 10 ☐ 11 ☐ 12

Copy Grade to Another Grade

Valid Marks

Mark	Title	Sort Order	Low Percentage	High Percentage	Low Rubric	High Rubric	Gradebook Rubric ⓘ	Gradebook Percentage ⓘ	Not Taught	Show in Legend	
	AD	Advanced	1	+ 98.00%	+ 100.00%	+ 0.00	+ 0.00	0.00	0.00%	No	Yes
				93.00%	97.99%	4.00	4.00				
				- 90.00%	- 92.99%	- 0.00	- 0.00				
	PR	Proficient	2	+ 87.00%	+ 89.99%	+ 3.70	+ 3.99	0.00	0.00%	No	Yes
				83.00%	86.99%	3.30	3.69				
				- 80.00%	- 82.99%	- 3.00	- 3.29				
	BA	Basic	3	+ 77.00%	+ 79.99%	+ 2.70	+ 2.99	0.00	0.00%	No	Yes
				73.00%	76.99%	2.30	2.69				
				- 70.00%	- 72.99%	- 2.00	- 2.29				
	BB	Below Basic	4	+ 67.00%	+ 69.99%	+ 1.70	+ 1.99	0.00	0.00%	No	Yes
				63.00%	66.99%	1.30	1.69				
				- 60.00%	- 62.99%	- 1.01	- 1.29				
	FB	Far Below Basic	5	+ 0.00%	+ 0.00%	+ 0.00	+ 0.00	0.00	0.00%	No	Yes
				0.00%	59.99%	0.00	1.00				
				- 0.00%	- 0.00%	- 0.00	- 0.00				

+

Add New Record

NOTE: Marks defined over 3 characters may truncate on the Standards Based Report Card.

Max of 6 different marks for 2 Column Portrait report cards will print in the Explanation of Marks.

For Landscape report cards, max of 6 for Mark Types in the 3rd and 4th Position.

☐Correspondence Languages



The **Sort Order** determines the order that the marks print will change under **Explanation of Marks** on the report card

06.

Mark Type Legend



General Options

Language Options

Terms

Mark Types

Valid Marks

Mark Type Legend

Comments

Select Mark Types for the 4 Positions available on Report Cards

Mark Types must be defined on the "Valid Marks" tab to display in the grade dropdowns below.

	PS	TK	K	1	2	3	4	5	6	7	8	9	10	11	12
Mark Type in 1st Position	<div><div></div><div></div></div>	<div><div></div><div></div></div>	<div><div>2</div><div></div></div>	<div><div>2</div><div></div></div>	<div><div>2</div><div></div></div>	<div><div>1</div><div></div></div>	<div><div>1</div><div></div></div>	<div><div>1</div><div></div></div>	<div><div>1</div><div></div></div>	<div><div></div><div></div></div>	<div><div></div><div></div></div>	<div><div></div><div></div></div>	<div><div></div><div></div></div>	<div><div></div><div></div></div>	<div><div></div><div></div></div>
Mark Type in 2nd Position	<div><div></div><div></div></div>	<div><div></div><div></div></div>	<div><div>3</div><div></div></div>	<div><div>3</div><div></div></div>	<div><div>3</div><div></div></div>	<div><div>2</div><div></div></div>	<div><div>2</div><div></div></div>	<div><div>2</div><div></div></div>	<div><div>2</div><div></div></div>	<div><div></div><div></div></div>	<div><div></div><div></div></div>	<div><div></div><div></div></div>	<div><div></div><div></div></div>	<div><div></div><div></div></div>	<div><div></div><div></div></div>
Mark Type in 3rd Position	<div><div></div><div></div></div>	<div><div></div><div></div></div>	<div><div></div><div></div></div>	<div><div></div><div></div></div>	<div><div></div><div></div></div>	<div><div>3</div><div></div></div>	<div><div>3</div><div></div></div>	<div><div>3</div><div></div></div>	<div><div>3</div><div></div></div>	<div><div></div><div></div></div>	<div><div></div><div></div></div>	<div><div></div><div></div></div>	<div><div></div><div></div></div>	<div><div></div><div></div></div>	<div><div></div><div></div></div>
Mark Type in 4th Position	<div><div></div><div></div></div>	<div><div></div><div></div></div>	<div><div></div><div></div></div>	<div><div></div><div></div></div>	<div><div></div><div></div></div>	<div><div></div><div></div></div>	<div><div>10</div><div></div></div>	<div><div></div><div></div></div>	<div><div></div><div></div></div>	<div><div></div><div></div></div>	<div><div></div><div></div></div>	<div><div></div><div></div></div>	<div><div></div><div></div></div>	<div><div></div><div></div></div>	<div><div></div><div></div></div>

Note: You do not need to utilize all 4 available areas for the Mark Type Legends, unused space will be distributed accordingly.
Please note that Mark Descriptions may be truncated when using the 4th Mark Type on a Landscape report.

Change







The **Mark Type Legend** is used to define which **Valid Marks** will display on the report card for each grade level and in what position they will print in the **Explanation of Marks**

07. Comments



General Options	Language Options	Terms	Mark Types	Valid Marks	Mark Type Legend	Comments
-----------------	------------------	-------	------------	-------------	------------------	----------

Comments

	Code	Description
	01	Cooperative
	02	On task
	03	Pleasure to have in class
	04	Parent/teacher conference scheduled
<div><div><div><div></div></div><div>Add New Record</div></div></div>		



Teachers will be able to insert the pre-defined comments in the Teacher Portal **Comments** field.

There are 3 default comments automatically added. These comments can be changed or new comments can be added

THANK YOU!



Your feedback is very important to us. Please take a quick moment to share your thoughts and ideas!



<https://survey.alchemer.com/s3/7443595/Aeries-Training-Survey>

