



Analytics - Advanced Applications

SESSION # 228



Ron Anderson | Trainer
March 08, 2024 / Period 2

Information shared throughout this presentation is the property of Aeries Software. Information or images may not be reproduced, duplicated, or shared without the prior written consent of Aeries Software.

About This Session

Aeries Analytics:

- Provides data-packed dashboards to guide data-driven decision making.
- This session will show how to take the power of AA data further using two features that can automate student progress monitoring.

Dynamic Student Groups

- Automate entry/exit of students reflecting one or more AA data levels / data elements

Extended Field Query

- Simplify complex Query statements by using AA defined data elements.



Session Goals

AA Advanced Applications

- Setting up Dynamic Student Groups using Aeries Analytics data results
- Configuring Extended Field Query Labels of Aeries Analytics Data
- Building and Running Queries using Aeries Analytics Extended Field Labels

Potential Uses

- How will you use these tools to create a customized student performance monitoring system?
- What data elements will you use to create Dynamic Student Groups and how will you use these groups to monitor student progress?
- “Visioning” the uses of these Aeries Analytics features



AA Advanced Applications

Take-aways

Aeries Analytics data can automatically drive Dynamic Student Groups to save time; Extended Field Query simplifies complex Query statements to extract data to monitor student progress.

Using what you have learned today ,,,

- What AA interactive data will “drive” your Dynamic Student Groups to monitor student performance.
- In what ways do you anticipate using these features?
- What multiple data report(s) will you create using AA Extended Field Query to monitor student progress toward program advancement?
- Please complete the Survey for this session:
[Aeries Analytics: Advanced Applications \(Session 228\).](#)



Resources

- Related Conference Sessions
- Session Resources
 - Dynamic Student Groups – AA Data / STU Data (screenshot)
 - Extended Field Query Box if Query includes STU Table (screenshot)
 - Extended Student Fields Configuration / Naming Conventions (screenshot)
 - Sample Queries using Extended Student Fields
 - Extended Query Fields: Qualifying Value vs. Level
 - Case Study: ELPAC English Learner Progress Indicator (ELPI)
- Aeries Resources



Related Conference Sessions



- **# 220 Aeries Analytics – Intro to Dashboards & Early Warning System**

An overview of Aeries Analytics and the Early Warning System and how Aeries Analytics can be used by district and school staff to easily access a wide variety of student data indicators and identify students who may need interventions. This session is intended for districts who have not previously implemented Aeries Analytics.

- **# 225 Aeries Analytics – Advanced Analysis of Student Data**

This session is targeted to districts that have purchased Aeries Analytics. This session will review the process on how to set up and configure Analytics Items and Dashboards, including how to create and manage Item Definitions, how to create and manage Dashboards, with specific examples of commonly used Dashboard Items. This session is great for users who need a refresher on how to use Analytics or for attendees who are new to Analytics.

- **# 227 Aeries Analytics – Best Practice Case Studies Roundtable**

This session will demonstrate how school districts are using Aeries Analytics to monitor and track student success with great results. See how school staff are using Aeries Analytics to identify at-risk students and develop common counseling curriculum around academic/college/career goals and social/emotional development for all students.



Session Resources

Link to Session 228 Aeries Analytics Advanced Applications:

<https://support.aeries.com/support/solutions/articles/14000121200-session-228-aeries-analytics-advanced-applications-dynamic-groups-and-extended-field-query>

Dynamic Student Groups

- Dynamic Analytics Group (based on AA data)
- Dynamic Group (based on STU field)

The group dynamically updates the list of students to match data in Aeries Analytics or the selected Student criteria.

NOTE: If more than one AA item is selected, the logic is -OR- (not AND); If you create a dynamic group of students with low Language and Math scores the group will include:

- Students with only low Language scores
- Students with only low Math scores
- Students with both Language and Math scores

With Aeries Communications, selecting the Communications View option automatically creates the Group in Aeries Communication.

The screenshot displays the 'Student Groups' configuration page in Aeries. The 'Dynamic Group' tab is selected and highlighted with a yellow circle. Below this, the 'Associated Analytics Items' section is visible, where the 'ATT: All Day Truancy' item is selected, also highlighted with a yellow circle. The interface includes fields for 'Group ID#', 'Group Name', 'Created On', and 'Expires On'. The 'Group Description' field contains the text 'Students with 1-5 all day truancies'. The 'Associated School' is set to '994 - Screaming Eagle High School'. The 'Teacher View' and 'Communications View' checkboxes are present. The 'Associated Analytics Items' table lists various criteria with checkboxes for selection.

Associated Analytics Items	Associated Staff Members
Att % Chronic	<input type="checkbox"/>
ATT: All Day Truancy	<input checked="" type="checkbox"/>
ATT: Attendance %	<input type="checkbox"/>
ATT: Attendance Notifications	<input type="checkbox"/>
ATT: Total Absences	<input type="checkbox"/>
California Partnership Academy	<input type="checkbox"/>
CalServe	<input type="checkbox"/>
CELDT Listening	<input type="checkbox"/>
CELDT Overall	<input type="checkbox"/>
CELDT Overall	<input type="checkbox"/>
CELDT Reading	<input type="checkbox"/>
CELDT Speaking	<input type="checkbox"/>
CELDT Writing	<input type="checkbox"/>



Session Resources

Link to Session 228 Aeries Analytics Advanced Applications:

<https://support.aeries.com/support/solutions/articles/14000121200-session-228-aeries-analytics-advanced-applications-dynamic-groups-and-extended-field-query>

Extended Field Query using Aeries Analytics (AA)

- Extended Fields box appears when Query includes STU table
- Extended fields are available for AA Items
 - Free LCAP Dashboards
 - District-created Dashboards
- This feature seamlessly integrates data from AA into Query results with no complex syntax.
- Extended Student Fields behave like fields in the Student Data (STU) table which makes them easy to incorporate into new or existing queries.

Query			New
LIST BY:			Run
			Excel
			Report
Enter related table code, or field code(s), or BY, or IF or RUN QUERY		<input type="checkbox"/> Include Inactive Students	Labels
			Latters
			Letter Editor
			Envelope
			Change
			Save
			Load
			Repeat
			Excel (xls)
			Show SQL
			Do Calc

COMMANDS	TABLES	FIELDS	SPECIAL
LIST Display Output	STU Student Data	SC School	D Description
TOTAL Display Totals	ACR Alternate Course Requests	SR StudentID	FLU_BN Full Name
BAR Display Records	ACT Activities and Awards	LN Last Name	FLU_M Middle Initial
KEEP Select Records	AQH Address History	FN First Name	NLU New Line
CHNGZ Change Date	ASD Asertive Discipline	MB Middle Name	SACCDX Service
	AEI Adult Education	ID Student ID	DAY Day Value
	AEF Adult Educational Fields	IS Sex	MONTH Month Value
	AHD Attendance History Detail	GA Gender	YEAR Year Value
	AHS Attendance History Summary	GR Grade	# Years Ago (Age)
	ANL Attendance Notification Log	GU Guardian	if or Extended Field
	APL Academic Plan Course Requests	AD Holding Address	if or Extended Field
	APL Academic Plan Log	CV City	LEVEL if or Extended Field
	ARD ARD	ST State	
	ARM ARM	ZC Zip Code	
	ARS Student At-Risk Indicators	ZY Zip	
	ASB ASB		
	AST ASST		
	ATA Supply Air Assignments		
	ATD Supply Air Dates		
	ATV Attendance Notes		
	ATT Attendance Data		
	AUT Authorizations, Probations, and Warnings		
	BEH Behavioral Emergency Report		
	BY BY		

EXTENDED FIELDS
ALL_FIELDS All Fields
ALL_AIR All Accommodations
ALL_ARC All ARCs
ALL_ARM All ARMs
ALL_ASST All ASSTs
ALL_ATTENDANCE All Attendance Data
ALL_AUTHORITIES All Authorities
ALL_COMPOSITE All Composites
ALL_FAMILY All Families
ALL_REPORT All Reports



AERIESCON

Session Resources

Link to Session 228 Aeries Analytics Advanced Applications:

<https://support.aeries.com/support/solutions/articles/14000121200-session-228-aeries-analytics-advanced-applications-dynamic-groups-and-extended-field-query>

Extended Student Fields Configuration

- Configuration page displays all AA Items (LCAP and NON-LCAP dashboard items).
- Configuration page available to admins and users with Update permission to Item Definitions.
- Use the page to define the Extended Field names that will be used in Query.
- **Query Column Title** is the name that will appear and be used in Query.; define Extended Field names.
- NOTE: if an Extended Fields title is changed, previously saved queries will no longer work.

Update Extended Query Column Titles

Analysis Items					
	Query Column Title	Title	Short Title	System	Item Type
	<input type="text"/>	<input type="text"/>	<input type="text"/>	<input type="text"/>	<input type="text"/>
		UC A-G: B - English	A-G ENG	NON-LCAP	College Entrance Requirements
		UC A-G: F - VAPA	A-G VAPA	NON-LCAP	College Entrance Requirements
		UC A-G: G - College Prep Elective	UC Elec	NON-LCAP	College Entrance Requirements
	RACE	Race Ethnicity	RacEthnic	LCAP	Race Ethnicity
	ATT_PERC	Att % Chronic	Chronic	LCAP	ATT Percentage
	ABSENCE_COUNT	All Day Unexcused Absence Count	ADayUnxAbs	LCAP	ATT Threshold



AERIESCON

Session Resources

Link to Session 228 Aeries Analytics Advanced Applications:

<https://support.aeries.com/support/solutions/articles/14000121200-session-228-aeries-analytics-advanced-applications-dynamic-groups-and-extended-field-query>

Extended Student Fields Query Command Uses:

- List all students' special education status
LIST STU ID NM SPECIALED
- Get an overall count of students in special education and students not in special education
TOTAL STU SPECIALED BY SPECIALED
- Skip all students in special education
SKIP STU IF SPECIALED = "YES"
- Keep only students in special education
KEEP STU IF SPECIALED = "YES"



AERIESCON

Session Resources

Link to Session 228 Aeries Analytics Advanced Applications:

<https://support.aeries.com/support/solutions/articles/14000121200-session-228-aeries-analytics-advanced-applications-dynamic-groups-and-extended-field-query>

Extended Student Fields Query Command Uses:

- Extended Fields can be used as the value to change TO.
CHANGE STU U9 TO SBAC_ELA.LEVEL
- NOTE: Extended Field values cannot be changed, however. The following is not allowed:
CHANGE STU SBAC_ELA.LEVEL TO 5
- The Extended fields can be used to filter and sort records like any other field.
LIST STU ID NM GR SBAC_ELA IF SBAC_ELA < 4
LIST STU ID NM GR ENGLISH_GRD BY ENGLISH_GRD IF ENGLISH_GRD # " "



Session Resources

Link to Session 228 Aeries Analytics Advanced Applications:

<https://support.aeries.com/support/solutions/articles/14000121200-session-228-aeries-analytics-advanced-applications-dynamic-groups-and-extended-field-query>

Qualifying Value and Level

Each **Extended Field** actually has two properties: the qualifying value and the level. These properties have different meanings depending on the type of Analytics item on which the Extended Field is based. Examples of qualifying values and levels can be Found on **Student Indicator Details** page for a student.

Student Indicator Details

Allan (A) Abbott

Student ID	99400001	Grade	12	Counselor
State Student ID	9940000001	Age	18	Language Fluency
Status Tag	Active	Gender	Male	Cert/Lng / Rpt/Lng
Student Number	1	Birthdate	11/11/2003	Interdistrict Status

Total Early Warning Points: 34


Display Qualifications for a Single Date: 03/04/2022 ☒ Show LCAP ☐ Only show Early Warning Indicators

Analysis Indicator	Start Date	End Date	Level	Qualifying Value	Early Warning Points	School	Grade
A/G Readiness (12th Graders)	7/5/2021		Ready (3-Rdy)	Yes	0	Screaming Eagle HS	12
ACT Composite	7/5/2021		Standard Nearly Met (3)	25	0	Screaming Eagle HS	12
Advanced Placement - Calculus AB	7/5/2021		Qualified (3-Q)	3	0	Screaming Eagle HS	12
Advanced Placement - French Language	7/5/2021		Extremely Well Qualified (5-EWQ)	5	0	Screaming Eagle HS	12
Advanced Placement - Physics B	7/5/2021		Extremely Well Qualified (5-EWQ)	5	0	Screaming Eagle HS	12

By default, the qualifying value is returned when an Extended Field is used in a query. To use the level instead, append .LEVEL to the end of the name; e.g., SBAC_ELA.LEVEL



- A Case Study – ELPAC and ELPI Scores
 - Issue: ELPAC Levels 1 – 4 ... Ranges are too wide to differentiate progress
 - ELPI Levels created to show progress toward English Language Proficiency

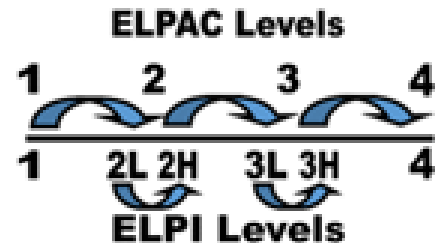


English Learner Progress Indicator

The English Learner Progress Indicator (ELPI) shows the percentage of current English learners making progress towards English language proficiency or maintaining the highest performance level on the end-of-year English Language Proficiency Assessments for California (ELPAC).

Using ELPAC Results to Measure Progress

English learners take the ELPAC to measure progress towards English language proficiency. Each student receives one of four ELPAC performance levels. The four ELPAC performance levels are then divided into six ELPI levels to allow students enough time to demonstrate progress toward English language proficiency in the ELPI.



2023 Dashboard Technical Guide: ENGLISH LEARNER PROGRESS INDICATOR

A Grade One through Grade Twelve Indicator



LINK to CDE Documentation

2023 Dashboard Technical Guide (English Lerner Progress):

<https://www.cde.ca.gov/ta/ac/cm/documents/dbguideelp23.docx>



Prepared by the California Department of Education
Available on the CDE [California School Dashboard](#)
and [System of Support](#) Web Page.
November 2023



AERIESCON

- Aeries Analytics – ELPAC Levels 1-4

- Rather than eliminating ELPAC Levels, ALSO create new ELPI Levels
- Create Item Definition, Label Layout, and Student SubGroup
- The maximum # of levels in AA is 5, so to track improvement, we used:
 - ELPI Level 1 (Same as ELPAC Level 1)
 - ELPI Level 2L
 - ELPI Level 2H
 - ELPI Level 3L
 - ELPI Level 3H

Aeries Analytics

Overall Score ▾ Definition Student Sub Groups Summary Data Label Layouts

Save Cancel

	Group Title	Levels For Each Group				
Student Sub Group 1:	ELPI Level 1	1 <input checked="" type="checkbox"/>	2 <input type="checkbox"/>	3 <input type="checkbox"/>	4 <input type="checkbox"/>	5 <input type="checkbox"/>
Student Sub Group 2:	ELPI Level 2L	1 <input type="checkbox"/>	2 <input checked="" type="checkbox"/>	3 <input type="checkbox"/>	4 <input type="checkbox"/>	5 <input type="checkbox"/>
Student Sub Group 3:	ELPI Level 2H	1 <input type="checkbox"/>	2 <input type="checkbox"/>	3 <input checked="" type="checkbox"/>	4 <input type="checkbox"/>	5 <input type="checkbox"/>
Student Sub Group 4:	ELPI Level 3L	1 <input type="checkbox"/>	2 <input type="checkbox"/>	3 <input type="checkbox"/>	4 <input checked="" type="checkbox"/>	5 <input type="checkbox"/>
Student Sub Group 5:	ELPI Level 3H	1 <input type="checkbox"/>	2 <input type="checkbox"/>	3 <input type="checkbox"/>	4 <input type="checkbox"/>	5 <input checked="" type="checkbox"/>

Save Cancel



ELPI Overall Score

Definition

Student Sub Groups

Summary Data

Label Layouts

Save

Cancel

Delete

Copy

Title

ELPI Overall Score

Short Title

ELPI

Type

TST

Label Layout

ELPI Ranges

Early Warning Indicator

Last Updated

2/15/2023 2:02 PM

Test Id

ELPAC | Eng. Lang. Prof. Assessm. California

Test Part

0 | Eng. Lang. Prof. Assessm. California

Date Options

Date Range

From

01/01/2022

to

06/30/2023

Score Field

SS | Scale Score

Save

Cancel

Delete

Copy

Grade	NA	1 - ELPI Level 1	EW1 1	2 - ELPI Level 2L	EWV 2	3 - ELPI Level 2H	EWV 3	4 - ELPI Level 3L	EWV 4	5 - ELPI Level 3H	EWV 5
All	<input type="checkbox"/>	0 - 0	0	0 - 0	0	0 - 0	0	0 - 0	0	0 - 0	0
K	<input type="checkbox"/>	1150 - 1373	0	1374 - 1397	0	1398 - 1421	0	1422 - 1447	0	1448 - 1473	0
1	<input type="checkbox"/>	1150 - 1410	0	1411 - 1432	0	1433 - 1454	0	1455 - 1480	0	1481 - 1506	0
2	<input type="checkbox"/>	1150 - 1423	0	1424 - 1446	0	1447 - 1470	0	1471 - 1500	0	1501 - 1531	0
3	<input type="checkbox"/>	1150 - 1447	0	1448 - 1467	0	1468 - 1487	0	1488 - 1510	0	1511 - 1534	0
4	<input type="checkbox"/>	1150 - 1458	0	1459 - 1478	0	1479 - 1498	0	1499 - 1523	0	1524 - 1548	0
5	<input type="checkbox"/>	1150 - 1466	0	1467 - 1489	0	1490 - 1513	0	1514 - 1536	0	1537 - 1559	0
6	<input type="checkbox"/>	1150 - 1474	0	1475 - 1495	0	1496 - 1516	0	1517 - 1541	0	1542 - 1566	0
7	<input type="checkbox"/>	1150 - 1480	0	1481 - 1503	0	1504 - 1526	0	1527 - 1550	0	1551 - 1575	0
8	<input type="checkbox"/>	1150 - 1485	0	1486 - 1509	0	1510 - 1533	0	1534 - 1561	0	1562 - 1589	0
9	<input type="checkbox"/>	1150 - 1492	0	1493 - 1518	0	1519 - 1544	0	1545 - 1574	0	1575 - 1605	0
10	<input type="checkbox"/>	1150 - 1492	0	1493 - 1518	0	1519 - 1544	0	1545 - 1574	0	1575 - 1605	0
11	<input type="checkbox"/>	1150 - 1499	0	1500 - 1526	0	1527 - 1554	0	1555 - 1584	0	1585 - 1614	0
12	<input type="checkbox"/>	1150 - 1499	0	1500 - 1526	0	1527 - 1554	0	1555 - 1584	0	1585 - 1614	0



- ELPI Level 1 transition scores (top SS) in ELPI Level 1 are:

- 6th grade: 1474
- 7th grade: 1480
- 8th grade: 1485
- 9th / 10th grade: 1492
- 11th / 12th grade: 1499

		PROCESS CURRENT INDICATOR	PROCESS ALL INDIC
GR	1 - ELPI Level 1	2 - ELPI Level 2L	
9	5 (14.71 %)	6 (17.65 %)	
10	7 (25.00 %)	4 (14.29 %)	
11	5 (31.25 %)	5 (31.25 %)	
12			

- How would you use this data? ...

- AA data points
- AA Dashboard
- Use SubGroups w/other data
- Query
- Target Groups

- ...To support EL students' progress?

ELPI Overall Score - Level 1 - Qualified Students							X
Mountain Eagle High School SEC STF - Grade 10 - Total: 7							
✓	Id	Student	Set Student	Gr	School	Value	
<input type="checkbox"/>	88402092	Huff, Harrison Dorian	Set	10	Mountain Eagle HS SEC STF	1344	
<input type="checkbox"/>	88400611	Kelley, Cailyn Avah	Set	10	Mountain Eagle HS SEC STF	1479	
<input type="checkbox"/>	88400146	Lester, Sandra Margaret	Set	10	Mountain Eagle HS SEC STF	1491	
<input type="checkbox"/>	88400991	Marks, Melina Alejandra	Set	10	Mountain Eagle HS SEC STF	1464	
<input type="checkbox"/>	88400172	Mcdonald, Grady Bradyn	Set	10	Mountain Eagle HS SEC STF	1491	
<input type="checkbox"/>	88401503	Rodriguez, Maverick Nelson	Set	10	Mountain Eagle HS SEC STF	1484	
<input type="checkbox"/>	88400109	Valdez, Cory David	Set	10	Mountain Eagle HS SEC STF	1434	



Online Learning Resources

Aeries Online Demo: <https://www.aeries.com/products/online-demos>

Sign in automatically to view and practice with demo databases

- “Admin” (Office Staff, including Counselors)
- Teacher – Elementary or Secondary
- Parent or Student

Aeries Academy: <https://www.aeries.com/academy>

Flexible, learn at your own pace

Individual Topics of Interest to Counselors include

- Fundamentals of Aeries (free)
- Scheduling (Currently free)
- Secondary Counseling Applications Course (Currently free)
Includes 6 individual modules.



AERIESCON

Online Support Resources

Aeries Support Online
(FreshDesk)

<https://www.aeries.com/support/>

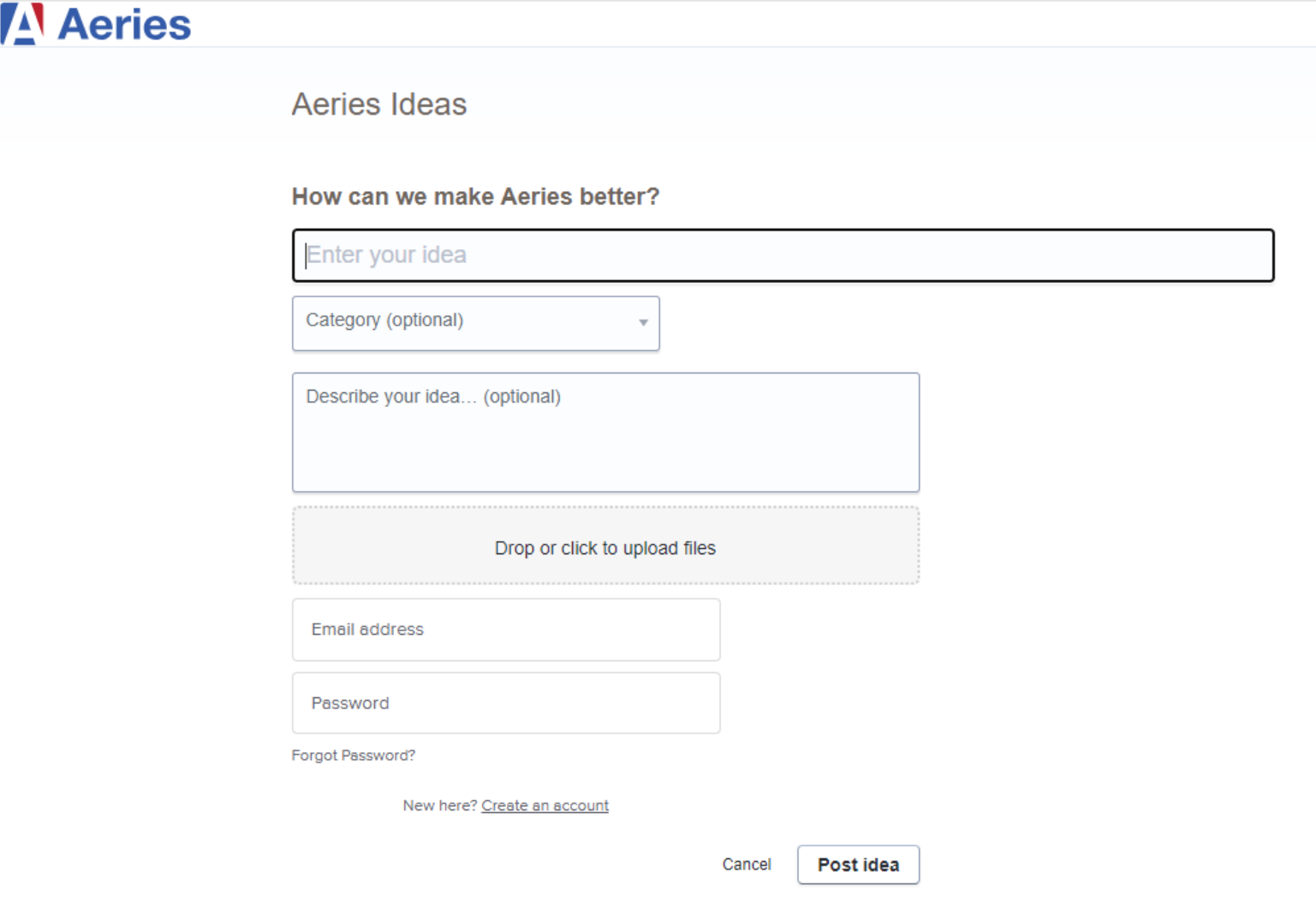
- Search for
 - Articles – view and print
 - Video
- Also available directly from within Aeries
 - Resource Hub



AERIESCON

Aeries Ideas: Help Us to Improve

- Go to: <https://ideas.aeries.com/>
 - Create an account
 - Use your work email address
 - Search ideas, add your ideas, or vote on other ideas



The screenshot shows the 'Aeries Ideas' submission page. At the top is the 'Aeries' logo. Below it, the heading 'Aeries Ideas' is followed by the question 'How can we make Aeries better?'. The form includes a text input field for 'Enter your idea', a dropdown menu for 'Category (optional)', a larger text area for 'Describe your idea... (optional)', a file upload area with the text 'Drop or click to upload files', and input fields for 'Email address' and 'Password'. At the bottom, there is a link for 'Forgot Password?', a link for 'New here? Create an account', and two buttons: 'Cancel' and 'Post idea'.

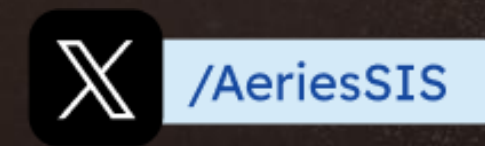
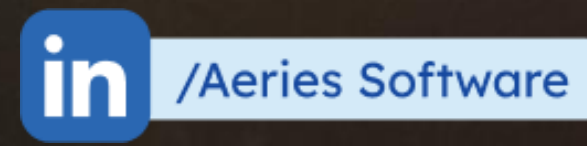
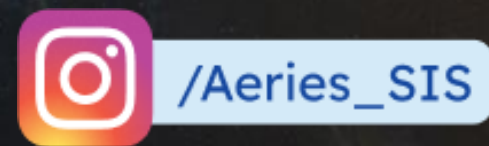
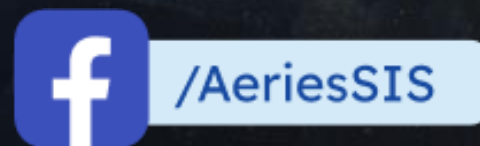


THANK YOU!

Please take a moment to complete our session survey.

Session # 228

<http://surveys.aeries.com/s3/AeriesCon-Session-Feedback-Survey-Spring-2024>



AERIESCON

Share your Feedback:

Session # 228



AERIESCON